
	<b>ITTC – Recommended Procedures and Guidelines</b>	<b>7.5 – 03 02 – 02</b> Page 1 of 8	
	<b>CFD, Resistance and Flow Benchmark Database for CFD Validation for Resistance and Propulsion</b>	Effective Date 1999	Revision 00

### Table of Contents

<b>1</b>	<b>PURPOSE OF PROCEDURE .....2</b>	<b>RESISTANCE AND PROPULSION .....2</b>
<b>2</b>	<b>BENCHMARK DATABASE FOR CFD VALIDATION FOR</b>	

Prepared	Approved
Resistance Committee of 22 <sup>nd</sup> ITTC	22 <sup>nd</sup> ITTC 1999
Date	Date

	<b>ITTC – Recommended Procedures and Guidelines</b>	<b>7.5 – 03 02 – 02</b> Page 2 of 8	
	<b>CFD, Resistance and Flow Benchmark Database for CFD Validation for Resistance and Propulsion</b>	Effective Date 1999	Revision 00

## Benchmark Database for CFD Validation for Resistance and Propulsion.

### 1 PURPOSE OF PROCEDURE

Provide a listing of the benchmark database for CFD validation for resistance and propulsion.

### 2 BENCHMARK DATABASE FOR CFD VALIDATION FOR RESISTANCE AND PROPULSION

Rapid advancements in the development of CFD and EFD provide the necessary tools for realisation of simulation based design. However, validation and calibration are also required, which creates the need to maintain a current evaluation of databases for CFD validation with regard to status and future uses and requirements. This has been a continuing goal of the RC with specific focus on the surface-ship model-scale database and on data of relevance to resistance and propulsion and validation of RANS codes. The present evaluation provides an update over that reported by the 21<sup>st</sup> RC (ITTC, 1996) and is recommended for adoption. The effort was important in preparation for the upcoming Gothenburg 2000 Workshop on CFD in Ship Hydrodynamics (Gothenburg, 2000) as an aid in selection of benchmark cases. The Gothenburg 2000 CFD Workshop will compare viscous CFD codes and data for cargo/container, combatant, and tanker hull forms with and without a free surface. A database evaluation was also done recently for aerospace applications (Marvin, 1995); however, the emphasis is more on building block experiments than practical geometries.

The previous evaluations were updated by down selection and inclusion of both unbeknownst and newly acquired data. The down selection is based on the recommendations of the 21<sup>st</sup> RC for cargo/container [Hamburg Test Case (HTC)], combatant [David Taylor Model Basin (DTMB) model 5415 (5415)], and tanker [Ryuko-Maru (RM)] geometries which required that full-scale data and/or ship existed along with the Series 60  $C_B=0.6$  (S60) cargo/container and HSVA tanker geometries since the data and previous use are extensive. Unbeknownst data for a tanker (DAIOH) and newly acquired data for cargo/container (KCS) and tanker (KVLCC) geometries are also included since the data is extensive and holds promise for CFD validation.

The evaluation procedures followed those described by the 21<sup>st</sup> RC (ITTC, 1996). The data was organised in summary and detailed tables and evaluated using criteria developed for geometry and flow, physics, CFD validation, and full scale as well as past uses. Conclusions are also provided with regard to the available data and past uses and recommendations provided for future uses of the available data (including Gothenburg 2000) and future data procurement. The evaluation is fairly extensive and therefore is only summarised in the 22<sup>nd</sup> RC report mainly with regard to the summary table and recommendations. Stern et al. (1998) provides the complete evaluation, including references. The summary table and references are also provided below. Table 4.



Facility, propulsor, and data → ↓ Database entry ↓	Facility	Propulsor	F/M	Self propulsion	Sinkage and trim	Surface pressure	Wave profile	Wave elevation (1)	Wave elevation (1)	Mean velocity	Mean pressure	Turbulence
<b>Tanker</b>												
<i>HSVA C<sub>B</sub>=0.850 (HSVA)</i> Full-scale ship does not exist												
5.1 University of Hamburg Hoffmann (1976)	wt	wo								√	√	
5.2 University of Hamburg Knaack (1984) Knaack (1990)	wt	wo								√		√
Hull-form variation <i>Dyne tanker C<sub>B</sub>=0.850 (Dyne)</i>												
5.3 University of Hamburg Denker et al. (1992) Knaack (1992)	wt	wo								√		√
5.4 Chalmers University of Technology Lundgren and Åhman (1994) Dyne (1995)	tt tt	wo w, wo	√ √	√ √				√		√ √	√ √	
<i>Ryuko-Maru C<sub>B</sub>=0.830 (RM)</i> Full-scale ship does not exist												
6.1 Ishikawajima-Harima Heavy Industries Co., Ltd. Ogiwara (1994)	s, tt	w, wo	√							√	√	
6.2 Osaka University Suzuki et al. (1997) Suzuki et al. (1998c)	wt	wo								√		√
<i>DAIOH C<sub>B</sub>=0.837 (DAIOH)</i> Full-scale ship does not exist												
7.1 Osaka University, Akashi Ship Model Basin, and Nippon Kokan K. K. Tanaka et al. (1984) Kasahara (1985)	s, tt	w, wo	√	√		√				√	√	
<i>KRISO 300K VLCC C<sub>B</sub>=0.810 (KVLCC)</i> Full-scale ship does not exist												
8.1 Korea Research Institute of Ships & Ocean Engineering Van et al. (1998a) Van et al. (1998b)	tt	w, wo	√	√	√	√	√	√	√	√	√	√
Hull-form variation <i>VLCC2 C<sub>B</sub>=0.810 (KVLCC2)</i>												
8.2 Korea Research Institute of Ships & Ocean Engineering No reference available	tt	w, wo	√	√	√	√	√	√	√	√	√	√

tt, wt, wc, s: Towing tank, wind tunnel, water channel, and sea, respectively


w, wo: With and without, respectively

√: Data available

√: Data under procurement


NA: Data not available

‰: Percentage range of variable


	<b>ITTC – Recommended Procedures and Guidelines</b>	<b>7.5 – 03 02 – 02</b> Page 5 of 8	
	<b>CFD, Resistance and Flow Benchmark Database for CFD Validation for Resistance and Propulsion</b>	Effective Date 1999	Revision 00

## REFERENCES


- Avanzini, G., Bennedetti, and Penna, R., 1998, “Experimental Evaluation of Ship Resistance for RANS Code Validation,” ISOPE ’98, Montreal, Canada, May.
- Bertram, V., Chao, K.Y., Lammers, G., and Laudan J., 1994, “Experimental Validation Data of Free-Surface Flows for Cargo Vessels,” *Proceedings of CFD Workshop Tokyo 1994*, Vol. 1, pp. 311-320.
- Bertram, V., Chao, K.Y., Lammers, G., and Laudan J., 1992, “Development and Verification of Numerical Methods for Power Prediction,” HSVA Rept. 1579 (in German).
- Denker, J., Knaack, T., and Kux, J., 1992, “Experimental and Numerical Investigations of HSVA-Tanker 2 Flow Field,” Institute of Shipbuilding (IfS) Rept. 521, Uni. Hamburg.
- Dyne, G., 1995, “An Experimental Investigation of the Tanker Model “Dyne” in a Towing Tank,” Chalmers University of Technology Rept. CHA/NAVR/-95/0036.
- Fry, D.J. and Kim, Y.H., 1985, “Bow Flow Field of Surface Ships,” *Proceedings of the 15th ONR Symposium on Naval Hydrodynamics*, Hamburg, pp. 319-346.
- Garofallidis, D. A., 1996, “Experimental and Numerical Investigation of the Flow around a Ship Model At Various Froude Numbers Part II: Uncertainty Analysis for Measurements,” PhD Thesis, Dept. Of Naval Architecture and Marine Engineering, National Technical University of Athens.
- Gothenburg, 2000, “Gothenburg 2000 Workshop on CFD in Ship Hydrodynamics,” [www.ihr.uiowa.edu/gothenburg2000](http://www.ihr.uiowa.edu/gothenburg2000)
- Gietz, U. and Kux, J., 1995, “Flow Investigations on the Hamburg Test Case Model in the Wind Tunnel,” Institute of Shipbuilding (Ifs) Rept. 550, Uni. Hamburg (in German).
- Hoffmann, H.P., 1976, “Investigation of 3-Dimensional Turbulent Boundary Layer on a Ship Double Model in Wind Tunnel,” Institute of Shipbuilding (IfS) Rept. 343, Uni. Hamburg (in German).
- ITTC, 1984, “Report of the Resistance and Flow Committee,” *17th International Towing Tank Conference*, Goteborg, Sweden, pp. 75-138.
- ITTC, 1987, “Report of the Resistance and Flow Committee,” *18th International Towing Tank Conference*, Kobe Japan, pp. 47-95.
- ITTC, 1990, “Report of the Resistance and Flow Committee,” *19th International Towing Tank Conference*, Madrid, Spain, pp. 55-107.

	<b>ITTC – Recommended Procedures and Guidelines</b>	<b>7.5 – 03 02 – 02</b> Page 6 of 8	
	<b>CFD, Resistance and Flow Benchmark Database for CFD Validation for Resistance and Propulsion</b>	Effective Date 1999	Revision 00

- ITTC, 1996, "Report of the Resistance and Flow Committee", 21<sup>st</sup>. *International Towing Tank Conference*, Trondheim, Norway, pp. 439-514.
- Kasahara, Y., 1985, "An Experimental Investigation of the Scale Effect on Nominal and Effective Wake Distribution Using Geosim Models of Two Different Ships," *Proceedings 1st Osaka International Colloquium on Ship Viscous Flow*, Osaka, Japan, pp. 432-449.
- Knaack, T., 1984, "Laser Doppler Velocimetry Measurements on a Ship Model in Wind Tunnel," Institute of Shipbuilding (IfS) Rept. 439, Uni. Hamburg (in German).
- Knaack, T., 1990, "LDV-Measurements of Reynolds-Stresses in Wake of a Ship Model in Wind Tunnel," Institute of Shipbuilding (IfS) Rept. 499, Uni. Hamburg (in German).
- Knaack, T., 1992, "Investigation of Structure of Reynolds Tensor Fields in a Three-Dimensional Flow," Institute of Shipbuilding (IfS) Rept. 527, Uni. Hamburg (in German).
- Lammers, G., Laudan, J., and Strohrmann, H., 1989, "Correlation of Wake and Cavitation and their Consequences," HSVA Rept. 1565 (in German).
- Lee, J., Lee, S.J., and Van, S.H., 1998, "Wind Tunnel Test on a Double Deck Shaped Ship Model," 3<sup>rd</sup> *International Conference on Hydrodynamics*, Seoul, Korea.
- Longo, J., Stern, F., and Toda, Y., 1993, "Mean-Flow Measurements in the Boundary Layer and Wake and Wave Field of a Series 60  $C_B=0.60$  Ship Model - Part 2: Scale Effects on Near-Field Wave Patterns and Comparisons with Inviscid Theory," *Journal of Ship Research*, Vol. 37, No. 1, pp. 16-24.
- Longo, J. and F. Stern, 1996, "Yaw effects on model-scale ship flows," *Proceedings of the 21st ONR Symposium on Naval Hydrodynamics*, Trondheim, Norway, pp. 312-327.
- Longo, J. and Stern, F., 1999, "Resistance, Sinkage and Trim, Wave Profile, and Nominal Wake and Uncertainty Assessment for DTMB Model 5512," *Proceedings 25<sup>th</sup> ATTC*, Iowa City, IA.
- Lundgren, H. and Ahman, M., G., 1994, "Experimentell och numerisk bestämning av vagnmotstånd för ett tankfartyg (Dyne tankern)," Chalmers University of Technology Rept. X-94/58 (in Swedish).
- Marvin, J.G., 1995, "Dryden Lectureship in Research: Perspectives on Computational Fluid Dynamics Validation," *AIAA J.*, Vol. 33, No. 10, pp. 1778-1787.
- Ogiwara, S., 1994, "Stern Flow Measurements for the Tanker 'Ryuko-Maru' in Model Scale, Intermediate Scale, and Full Scale Ships," *Proceedings of CFD Workshop Tokyo 1994*, Vol. 1, pp. 341-349.

	<b>ITTC – Recommended Procedures and Guidelines</b>	<b>7.5 – 03 02 – 02</b> Page 7 of 8	
	<b>CFD, Resistance and Flow Benchmark Database for CFD Validation for Resistance and Propulsion</b>	Effective Date 1999	Revision 00

- Ogiwara, S. and Kajitani, H., 1994, "Pressure Distribution on the Hull Surface of Series 60 ( $C_B=0.60$ ) Model," *Proceedings of CFD Workshop Tokyo 1994*, Vol. 1, pp. 350-358.
- Olivieri, A. and Penna, R., 1999, "Uncertainty Assessment in Wave Elevation Measurements," ISOPE '99, Brest, France, June.
- Ratcliffe, T., 1998,  
<http://www50.dt.navy.mil/5415/>.
- Stern, F., Longo, J., Maksoud, M., and Suzuki, T., 1998, "Evaluation of Surface-Ship Resistance and Propulsion Model-Scale Database for CFD Validation," *1st Symposium on Marine Applications of Computational Fluid Dynamics*, McLean, VA, 19-21 May (also see [www.iuhr.uiowa.edu/gothenburg2000](http://www.iuhr.uiowa.edu/gothenburg2000)).
- Suzuki, H., Miyazaki, S., Suzuki, T., and Matsumura, K., 1998a, "Turbulence Measurements in Stern Flow Field of Two Ship Models," *Proceedings 3rd Osaka Colloquium on Advanced CFD Applications to Ship Flow and Hull Form Design*, Osaka, Japan.
- Suzuki, H., Suzuki, T., and Miyazaki, S., 1998b, "Turbulence Measurements in Stern Flow Field of a Ship Model—Series 60,  $C_B=0.60$ —," *Journal of Kansai Society of Naval Architects*, No. 227, pp. 29-40 (in Japanese).
- Suzuki, H., Suzuki, T., Miyazaki, S. and Matsumura, K., 1998c, "Turbulence Measurements in Stern Flow Field of Two Ship Models—Ryuko-Maru and Hamburg Test Case—," *Proceedings of the Kansai Society of Naval Architects*, No. 10, pp. 1-4.
- Tanaka, I., Suzuki, T., Himeno, Y., Takahei, T., Tsuda, T., Sakao, M., Yamazaki, Y., Kasahara, Y., and Takagi, M., 1984, "Investigation of Scale Effects on Wake Distribution Using Geosim Models," *J. Kansai Soc. N.A.*, Japan, No. 192, pp. 103-120.
- Toda, Y., Stern, F., Tanaka, I., and Patel, V.C., 1990, "Mean-Flow Measurements in the Boundary Layer and Wake of a Series 60  $C_B=0.60$  Model Ship With and Without Propeller," *Journal of Ship Research*, Vol. 34, No. 4, pp. 225-252.
- Toda, Y., Stern, F., and Longo, J., 1992, "Mean-Flow Measurements in the Boundary Layer and Wake and Wave Field of a Series 60  $C_B=0.60$  Ship Model - Part 1: Froude Numbers 0.16 and 0.316," *Journal of Ship Research*, Vol. 36, No. 4, pp. 360-377.
- Van, S.H., Yim, G.T., Kim, W.J., Kim, D.H., Yoon, H.S., and Eom, J.Y., 1997, "Measurement of Flows Around a 3600TEU Container Ship Model," *Proceedings of the Annual Autumn Meeting, SNAK*, Seoul, pp. 300-304 (in Korean).

	<b>ITTC – Recommended Procedures and Guidelines</b>	<b>7.5 – 03 02 – 02</b> Page 8 of 8	
	<b>CFD, Resistance and Flow Benchmark Database for CFD Validation for Resistance and Propulsion</b>	Effective Date 1999	Revision 00

Van, S.H., Kim W.J., Kim, D.H., Yim, G.T., Lee, C.J., and Eom, J.Y., 1998a, “Flow Measurement Around a 300K VLCC Model,” *Proceedings of the Annual Spring Meeting*, SNAK, Ulsan, pp. 185-188.

Van, S.H., Kim, W.J., Yim, G.T., Kim, D.H., and Lee, C.J., 1998b, “Experimental Investigation of the Flow Characteristics Around Practical Hull Forms,” *Proceedings 3rd Osaka Colloquium on Advanced CFD Applications to Ship Flow and Hull Form Design*, Osaka, Japan.